




TECNOLOGIE
MECCANICHE
PER L'INDUSTRIA


SISTEMA MODEL

SAFETY GUARDS

Sistema model is the safety guard easy to assemble, quickly and safely that complies with the machinery directive 2006/42/EC



EASY ASSEMBLY



1

UNIVERSAL PILLAR
PIPE 50X50

2

VERTICAL FRAMES WITH
PATENTED HOOK

3

GRID, POLYCARBONATE
OR SHEET METAL PANELS

4

QUICK COUPLING FOR AN
EASY ASSEMBLY

5

TUBULAR PIN FOR QUICK
COUPLING OF PANELS

6

UNMISSABLE FASTENING SCREWS FOR
INSPECTION AND MAINTENANCE

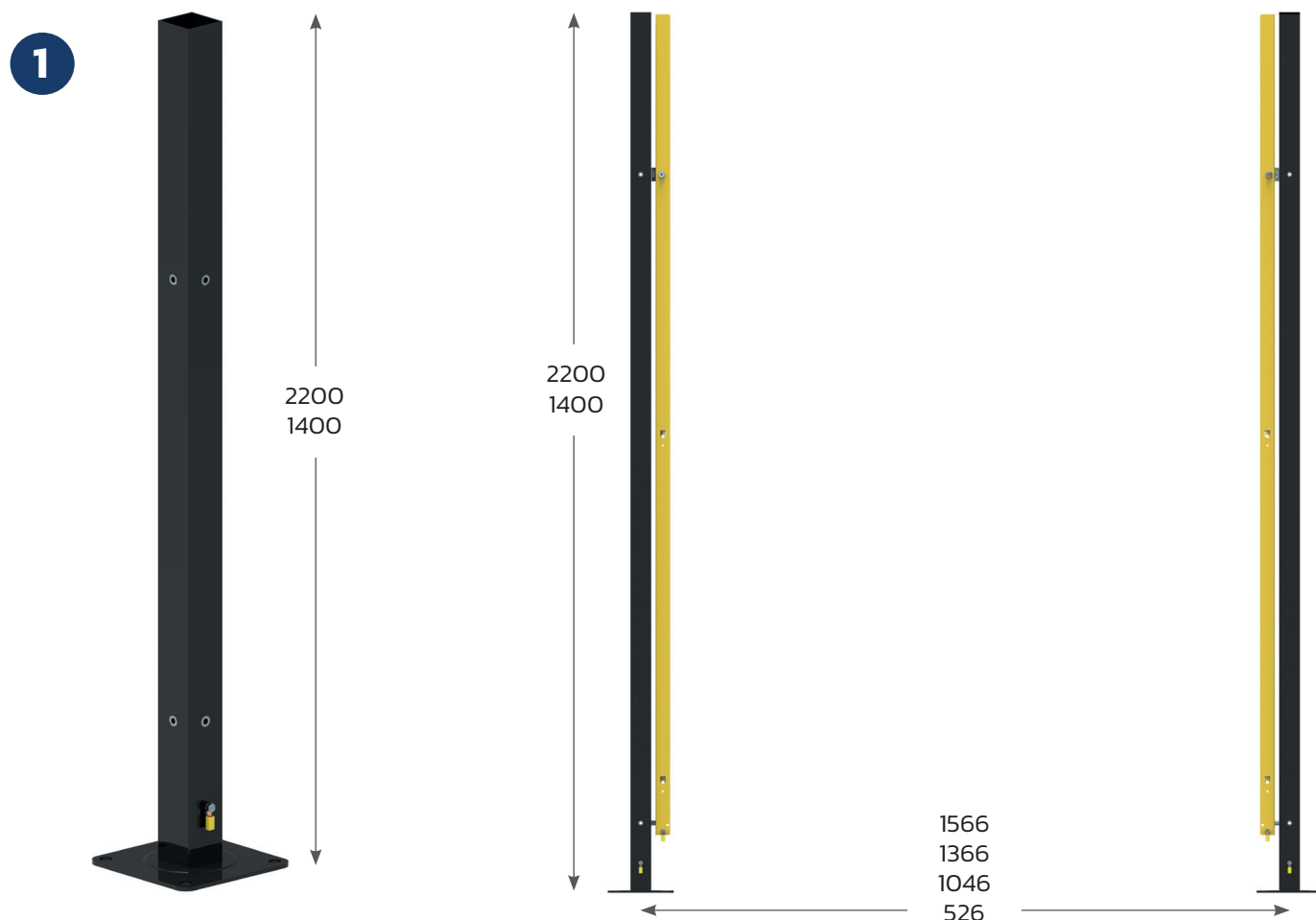
7

EARTHING CONTINUITY
AS PER STANDARD

The Tempi Group Sistema model safety guards are made according to the current Machinery Directive 2006/42 / EC, the requirements of which are here recalled:

- Fixed guards must be fixed by systems that can be opened or removed only with tools.
- Their fixing systems must remain attached to the guards or to the machinery when the guards are removed.
- Where possible, guards must be incapable of remaining in place without their fixings.


COMPONABLE AND ADAPTABLE



UPRIGHTS AVAILABLE IN 2 HEIGHTS 2200 - 1400

THE PANELS ARE AVAILABLE IN 4 STANDARD WIDTHS 1566 - 1366 - 1046 - 526

3 **4** QUICK ASSEMBLY OF THE PANELS ON THE FRAMES WITH A PATENTED HOOK



GRILLED PANEL
40X40 WIRE Ø 4 mm




POLYCARBONATE PANEL
TRANSPARENT SP. 5 mm



SHEET PANEL
SP. 1 mm

SAFETY FENCES ACCORDING TO THE STANDARDS



The inspection can be carried out quickly thanks to only two "captive" fasteners and to the tubular pins on the upright:




5

TUBULAR PIN



6

CAPTIVE FASTENERS FOR ASSEMBLY AND INSPECTION




7

EARTHING

GRILLED, POLYCARBONATE, METAL SHEET DOORS.



SWING DOOR
H=1400 / L=1000



SWING DOOR
H=2200 / L=1000




SLIDING DOOR
H=2200 / L=1000

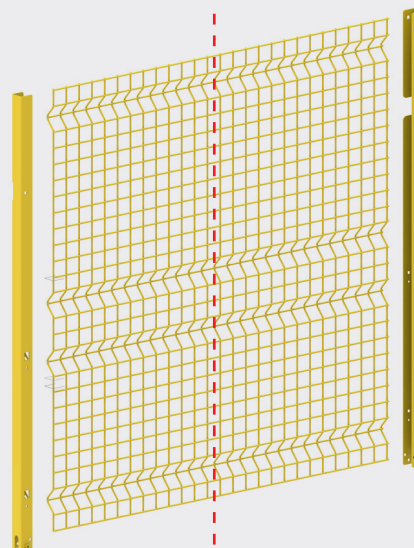
WHY CHOOSE OUR FENCES



TEMPI GROUP SAFETY FENCES ARE EASY AND FAST TO ASSEMBLE.



THE UPRIGHTS CAN CONNECT FROM 1 TO 4 PANELS TO EASILY DELIMIT ANY PERIMETER.



Should it be necessary to adapt a grid panel, the SISTEMA model allows you to dismantle the vertical frames, cut the panel and reassemble everything without leaving visible cuts.

EASY ACCESS FOR MAINTENANCE

ADAPTABLE TO ANY NEED

RECONFIGURABILITY ON SITE

EASY ASSEMBLY

EARTHING



SISTEMA MODEL FENCES ARE AVAILABLE IN THE FOLLOWING STANDARD COLORS

WHITE RAL 9010 / YELLOW RAL 1021 / BLACK RAL 9005 / BLUE RAL 5007 / GRAY RAL 7035

Custom colors available for every need.



TECNOLOGIE
MECCANICHE
PER L'INDUSTRIA

TEMPI GROUP srl unip.
TECNOLOGIE MECCANICHE
PER L'INDUSTRIA

Via A. Grandi, 27/1
z.i. San Martino del Piano
61034 FOSSOMBRONE PU - ITALY

Phone + 39 0721 740575 - 740490
info@tempigroup.com
www.tempigroup.com